

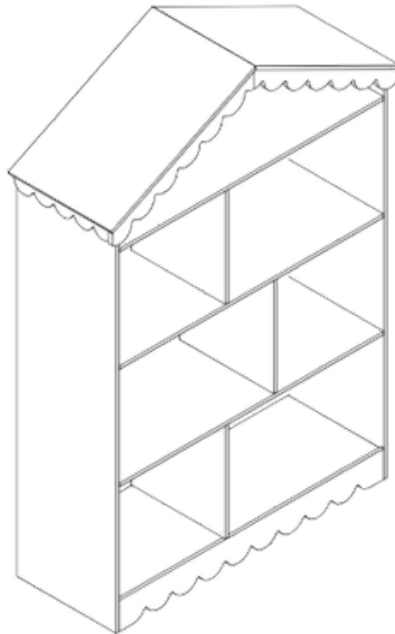


# Alice & Fox



---

## Bookshelf & Dollhouse



---

**IMPORTANT! READ CAREFULLY AND KEEP FOR FUTURE REFERENCE.**

Model: Alice & Fox Dune Bookshelf & Dollhouse (SHIDA25012)

EN 71-1:2014+A1:2018, EN 71-2:2020 & EN 71-3:2019+A2:2024



# WARNINGS

**IMPORTANT! READ CAREFULLY AND KEEP FOR FUTURE REFERENCE.**

**WARNING** Do not place the product near a window as it can be used as a step and can cause a child to fall out of the window.

**WARNING** Do not place this product near a window where cords from blinds or curtains could strangle a child.

**WARNING** Do not allow children to climb on the product.

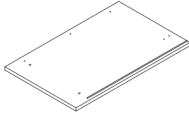
**WARNING** To prevent tipping, the product must be fixed to the wall.

- Adult assembly required.
- Be aware of the risk of open fires and other sources of strong heat in the vicinity of the product.
- All assembly fittings should be checked regularly and retightened as necessary.
- DO NOT use the product if any part is broken, damaged, or missing. Contact Jollyroom AB for inquiries about spare parts and instructions if needed. DO NOT replace parts with anything other than those recommended by the manufacturer.
- Max load weight: 5 kg for each level shelf.
- Recommended age: +3 years.
- Cleaning instructions: Clean by wetting towel with water and wring it out.

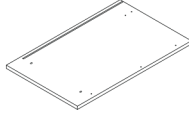
PARTS

**Note!** Do not use an electric screw driver.

A x1



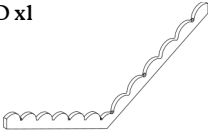
B x1




C x1



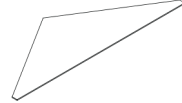
D x1



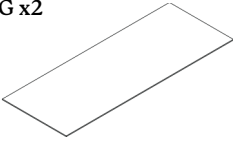
E x1



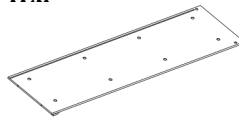
F x1




G x2



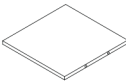
H x1



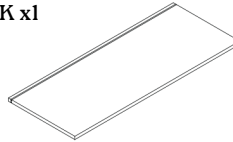
I x1



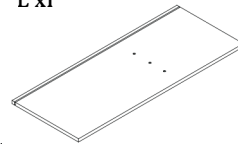
J x3



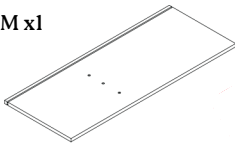
K x1



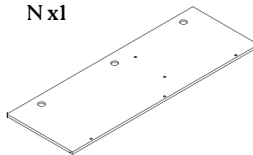
L x1



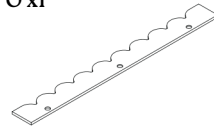
M x1



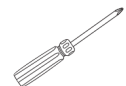
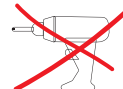
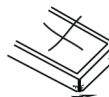
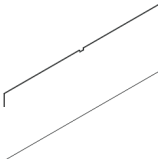
N x1



O x1

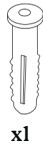


P x1





## Fall-off/Tilting Prevention Parts



**WARNING** To prevent this furniture from tipping over, it must be permanently fixed to the wall.

The package includes fastening devices suitable for concrete or solid brick walls only. If your wall is made of a different material, or if you are unsure about the wall construction, consult a qualified professional before installation.

## VARNINGAR

### VIKTIGT! LÄS NOGA OCH SPARA FÖR FRAMTIDA BRUK.

**VARNING** Placera inte produkten nära ett fönster eftersom den kan användas som en trappsteg och orsaka att ett barn faller ut genom fönstret.

**VARNING** Placera inte produkten nära ett fönster där gardin- eller persiennsnören kan strypa ett barn.

**VARNING** Låt inte barn klättra på produkten.

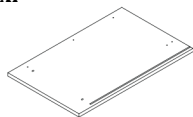
**VARNING** För att förhindra att produkten tippas måste den fästas i väggen.

- Montering av vuxen krävs.
- Var uppmärksam på risken för öppen eld och andra starka värmekällor i närheten av produkten.
- Alla monteringsbeslag bör kontrolleras regelbundet och dras åt vid behov.
- Använd INTE produkten om någon del är trasig, skadad eller saknas. Kontakta Jollyroom AB för förfrågningar om reservdelar och instruktioner vid behov. Byt INTE ut delar mot något annat än de som rekommenderas av tillverkaren.
- Maximal belastning: 5 kg per hyllplan.
- Rekommenderad ålder: Från 3 år.
- Rengöringsanvisningar: Rengör med en fuktig trasa som har vridits ur.

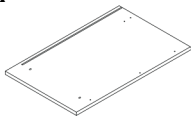
DELAR

**Obs!** Använd inte en elektrisk skruvdragare.

A x1



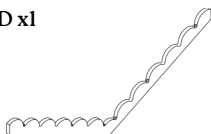
B x1




C x1



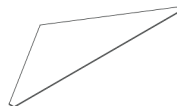
D x1



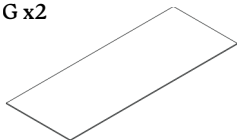
E x1



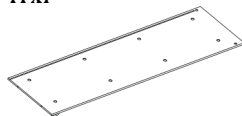
F x1




G x2



H x1



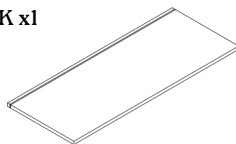
I x1



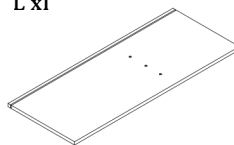
J x3



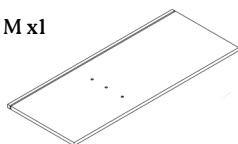
K x1



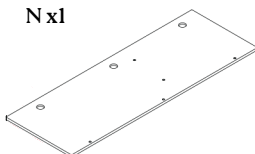
L x1



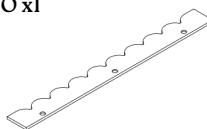
M x1



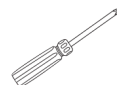
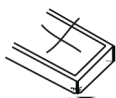
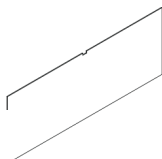
N x1



O x1



P x1



## Anordningar för att förhindra fall och tippning




x1



x1



x1



x1



x2

**VARNING** För att förhindra att möbelen välter måste den fästas permanent i väggen.

Förpackningen innehåller fästeanordningar som endast är lämpliga för betong- eller tegelväggar. Om din vägg är tillverkad av ett annat material, eller om du är osäker på väggens konstruktion, ska du rådfråga en kvalificerad fackman före installationen.

## ADVARSLER

### VIKTIG! LES NØYE OG OPPBEVAR FOR FREMTIDIG REFERANSE.

**ADVARSEL** Ikke plasser produktet i nærheten av et vindu, da det kan brukes som et trinn og føre til at et barn faller ut av vinduet.

**ADVARSEL** Ikke plasser produktet i nærheten av et vindu hvor snorer fra gardiner eller persienner kan kvele et barn.

**ADVARSEL** Ikke la barn klatre på produktet.

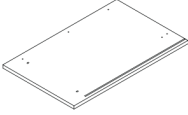
**ADVARSEL** For å forhindre at produktet velter, må det festes til veggen.

- Må monteres av en voksen.
- Vær oppmerksom på risikoen for åpen ild og andre sterke varmekilder i nærheten av produktet.
- Alle monteringsbeslag bør kontrolleres regelmessig og strammes ved behov.
- IKKE bruk produktet hvis noen del er ødelagt, skadet eller mangler. Kontakt Jollyroom AB for å få informasjon om reservedeler og instruksjoner ved behov. IKKE bytt ut deler med noe annet enn de som er anbefalt av produsenten.
- Maksimal belastning: 5 kg per hylleplate.
- Anbefalt alder: Fra 3 år.
- Rengjøringsinstruksjoner: Rengjør med en fuktig klut som er vridd opp.

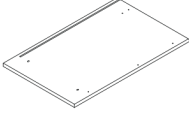
DELER

**Merk!** Ikke bruk elektrisk skrutrekker.

A x1



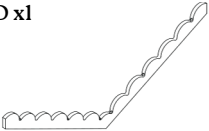
B x1




C x1



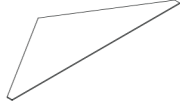
D x1



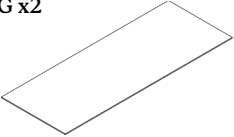
E x1



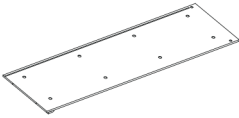
F x1




G x2



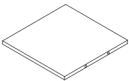
H x1



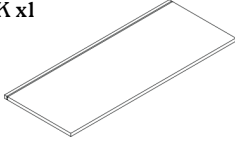
I x1



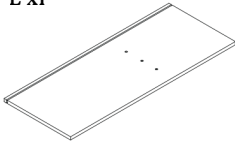
J x3



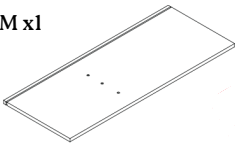
K x1



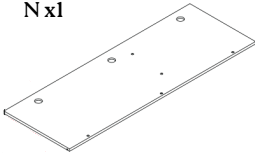
L x1



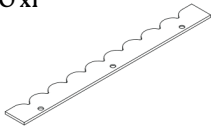
M x1



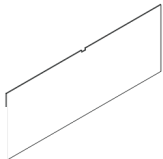
N x1



O x1



P x1



x3



x3




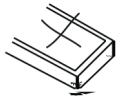
x12



x16



x24





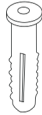
## Festeanordninger for å forhindre fall og tipping



x1



x1



x1



x1



x2

**ADVARSEL** For å forhindre at møbelet velter, må det festes permanent til vegg.

Pakken inneholder festeanordninger som kun er egnet for betong- eller mursteinsvegger. Hvis veggene er laget av et annet materiale, eller du er usikker på veggkonstruksjonen, må du rådføre deg med en kvalifisert fagperson før montering.

# ADVARSLER

VIGTIGT! LÆS OMHYGGELIGT OG GEM TIL SENERE BRUG.

**ADVARSEL** Placer ikke produktet i nærheden af et vindue, da det kan bruges som en trin og forårsage, at et barn falder ud ad vinduet.

**ADVARSEL** Placer ikke produktet i nærheden af et vindue, hvor snore fra gardiner eller persienner kan udgøre en kvælningsrisiko for et barn.

**ADVARSEL** Lad ikke børn klatre op på produktet.

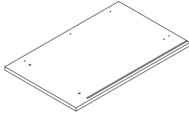
**ADVARSEL** For at undgå, at produktet vælter, skal det fastgøres til væggen.

- Skal samles af en voksen.
- Vær opmærksom på risikoen for åben ild og andre stærke varmekilder i nærheden af produktet.
- Alle monteringsbeslag bør kontrolleres regelmæssigt og efterspændes efter behov.
- Brug IKKE produktet, hvis nogen del er ødelagt, beskadiget eller mangler. Kontakt Jollyroom AB for forespørgsler om reservedele og instruktioner, hvis det er nødvendigt. Udskift IKKE dele med andet end det, der er anbefalet af producenten.
- Maksimal belastning: 5 kg per hylde.
- Anbefalet alder: Fra 3 år.
- Rengøringsinstruktioner: Rengør med en opvredet, fugtig klud.

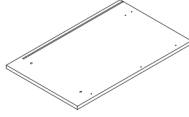
DELE

**Bemærk!** Brug ikke en elektrisk skruetrækker.

A x1



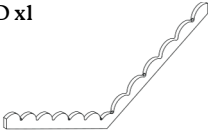
B x1




C x1



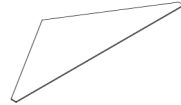
D x1



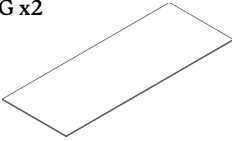
E x1



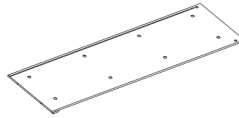
F x1




G x2



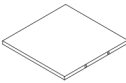
H x1



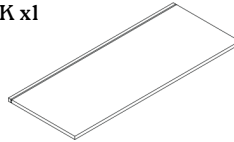
I x1



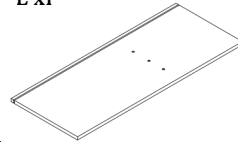
J x3



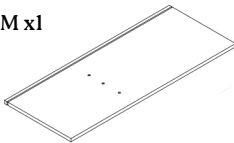
K x1



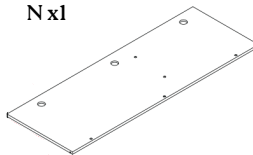
L x1



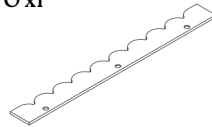
M x1



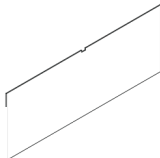
N x1



O x1



P x1



x3



x3



x12

Ø6\*30mm



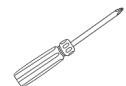
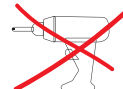
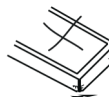
x16

Ø5\*35mm



x24

Ø4\*30mm



## Anordninger til forhindring af fald og væltning



x1



x1



x1



x1



x2

**ADVARSEL** For at undgå, at dette møbel vælter, skal det fastgøres permanent til væggen.

Pakken indeholder fastgørelsesanordninger, der kun er egnet til beton eller massive murstensvægge. Hvis din væg er lavet af et andet materiale, eller hvis du er usikker på vægkonstruktionen, skal du kontakte en kvalificeret fagmand før installation.

## VAROITUKSET

**TÄRKEÄÄ! LUE HUOLELLISESTI JA SÄILYTÄ MYÖHEMPÄÄ KÄYTTÖÄ VARTEN.**

**VAROITUS** Älä sijoita tuotetta ikkunan lähelle, koska sitä voidaan käyttää askelmana, mikä voi johtaa lapsen putoamiseen ikkunasta.

**VAROITUS** Älä sijoita tuotetta ikkunan lähelle, jossa verhojen tai kaihtimien narut voivat aiheuttaa kuristumisvaaran lapselle.

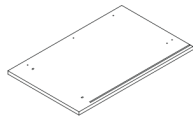
**VAROITUS** Älä anna lasten kiivetä tuotteen päälle.

**VAROITUS** Kaatumisen estämiseksi tuote on kiinnitettävä seinään.

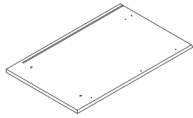
- Tuote tulee koota aikuisen toimesta.
- Ole tietoinen avoimen tulen ja muiden voimakkaiden lämmönlähteiden aiheuttamasta riskistä tuotteen läheisyydessä.
- Kaikki kiinnikkeet tulisi tarkistaa säännöllisesti ja kiristää tarvittaessa.
- ÄLÄ käytä tuotetta, jos jokin osa on rikki, vaurioitunut tai puuttuu. Ota tarvittaessa yhteyttä Jollyroom AB:hen varaosia ja ohjeita koskevista tiedusteluista. ÄLÄ korvaa osia muilla kuin valmistajan suosittelemilla osilla.
- Enimmäiskuormitus: 5 kg per hyllytaso.
- Suositusikä: 3 vuotta ja vanhempi.
- Puhdistusohjeet: Puhdista kostealla, hyvin väännetyllä liinalla.

**Huom!** Älä käytä sähköruuvimeisseliä.

A x1



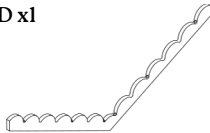
B x1




C x1



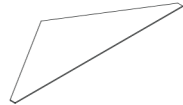
D x1



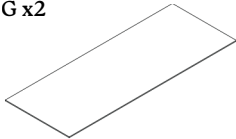
E x1



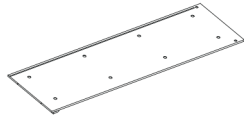
F x1




G x2



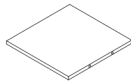
H x1



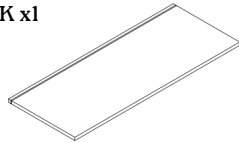
I x1



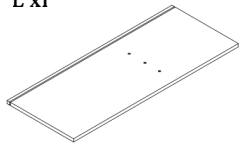
J x3



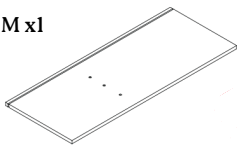
K x1



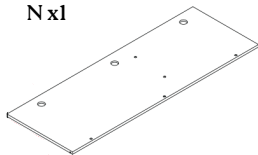
L x1



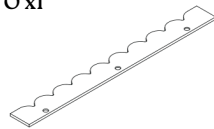
M x1



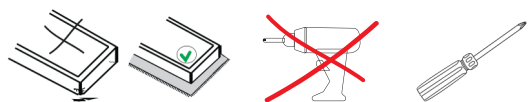
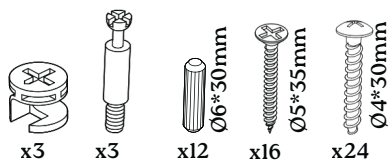
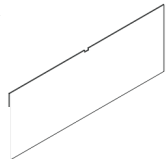
N x1



O x1



P x1



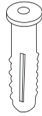
## Kaatumisen/kallistumisen estolaitteet




x1



x1



x1



x1



x2

**VAROITUS** Kaatumisen estämiseksi kaluste on kiinnitettävä pysyvästi seinään.

Pakkaus sisältää kiinnitystarvikkeet, jotka soveltuvat ainoastaan betoni- tai täystiiliseinille. Jos seinäsi on valmistettu muusta materiaalista tai et ole varma seinärakenteesta, ota yhteyttä pätevään ammattilaiseen ennen asennusta.

# WARNUNGEN

## WICHTIG! SORGFÄLTIG LESEN UND FÜR SPÄTERE VERWENDUNG AUFBEWAHREN.

**WARNUNG** Stellen Sie das Produkt nicht in Fensternähe auf, da es als Tritt verwendet werden kann und ein Kind aus dem Fenster fallen könnte.

**WARNUNG** Stellen Sie das Produkt nicht in die Nähe eines Fensters, wo Schnüre von Jalousien oder Vorhängen ein Kind strangulieren könnten.

**WARNUNG** Erlauben Sie Kindern nicht, auf das Produkt zu klettern.

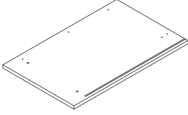
**WARNUNG** Um ein Umkippen zu verhindern, muss das Produkt an der Wand befestigt werden.

- Die Montage muss durch einen Erwachsenen erfolgen.
- Achten Sie auf die Gefahr offener Flammen und anderer starker Wärmequellen in der Nähe des Produkts.
- Alle Montageteile sollten regelmäßig überprüft und bei Bedarf nachgezogen werden
- Benutzen Sie das Produkt NICHT, wenn ein Teil gebrochen oder beschädigt ist oder fehlt. Wenden Sie sich bei Bedarf an Jollyroom AB, um Ersatzteile und Anleitungen anzufordern. Ersetzen Sie KEINE Teile mit etwas anderem als den vom Hersteller empfohlenen Teilen.
- Maximale Belastung: 5 kg pro Regalboden.
- Empfohlenes Alter: Ab 3 Jahren.
- Reinigungshinweise: Mit einem feuchten, gut ausgewrungenen Tuch reinigen.

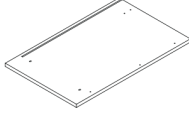
TEILE

**Hinweis!** Verwenden Sie keinen elektrischen Schraubendreher.

A x1



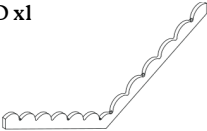
B x1




C x1



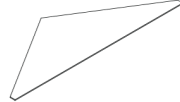
D x1



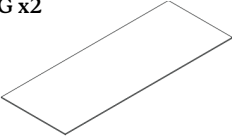
E x1



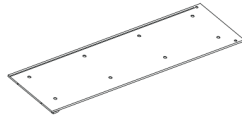
F x1




G x2



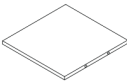
H x1



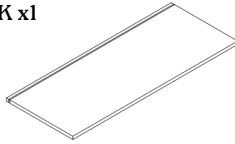
I x1



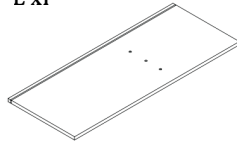
J x3



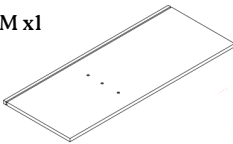
K x1



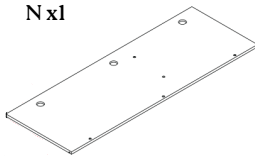
L x1



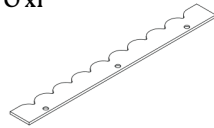
M x1



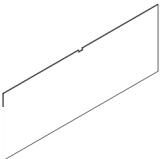
N x1



O x1



P x1



x3



x3



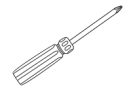
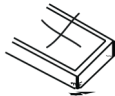
x12

Ø6\*30mm


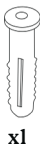
Ø5\*35mm

Ø4\*30mm

x24



### Vorrichtungen zur Verhinderung des Herunterfallens/Kippens

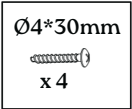
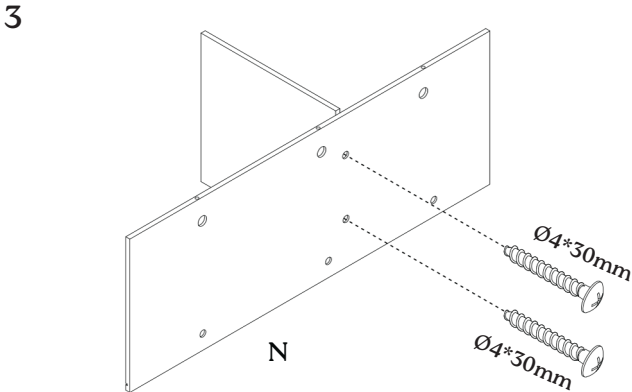
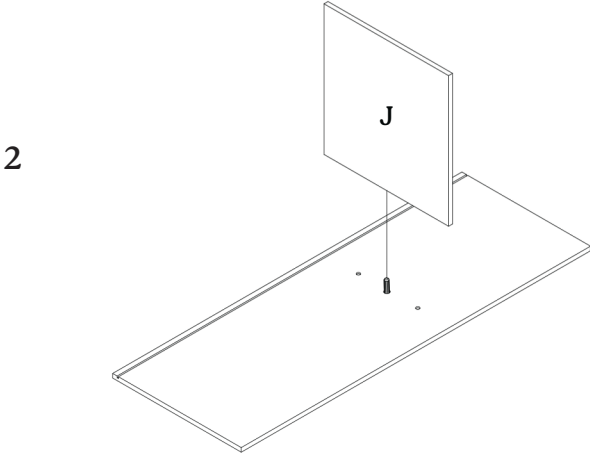
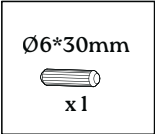
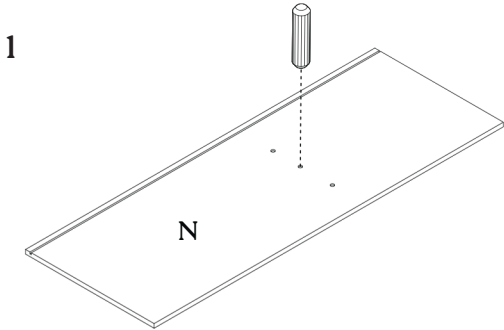


**WARNUNG** Um ein Umkippen dieses Möbels zu verhindern, muss es dauerhaft an der Wand befestigt werden.

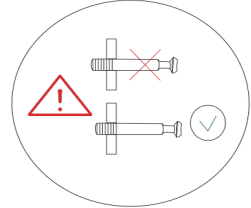
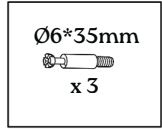
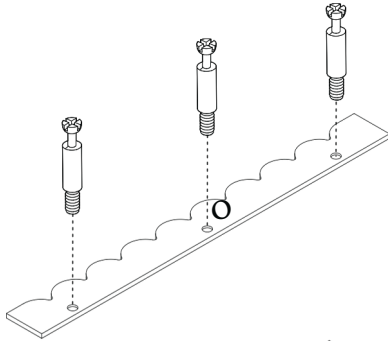
Im Lieferumfang sind Befestigungsvorrichtungen enthalten, die nur für Beton- oder Vollziegelwände geeignet sind. Wenn Ihre Wand aus einem anderen Material besteht oder wenn Sie sich über die Wandkonstruktion unsicher sind, wenden Sie sich vor der Installation an einen qualifizierten Fachmann.

# ASSEMBLY INSTRUCTIONS

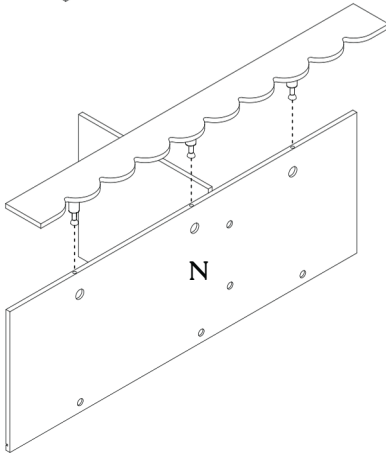
MONTERING/AEENNUS/MONTAGE



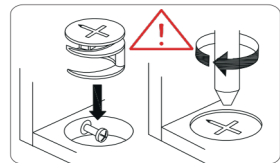
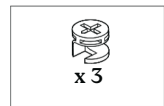
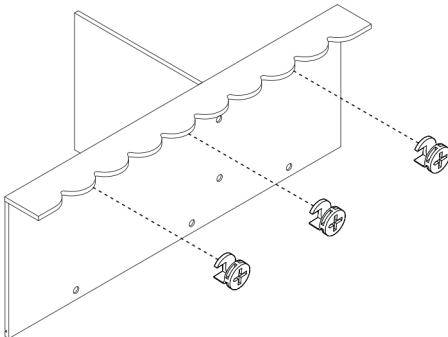
4



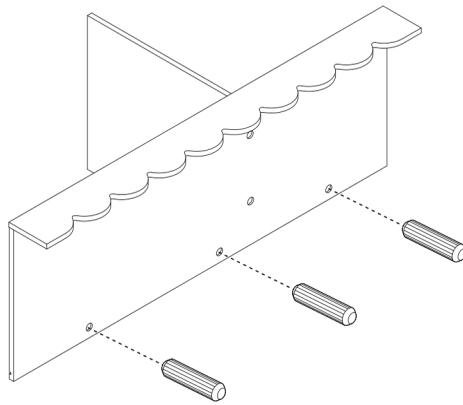
5




6

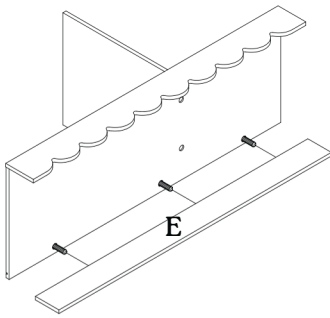


7

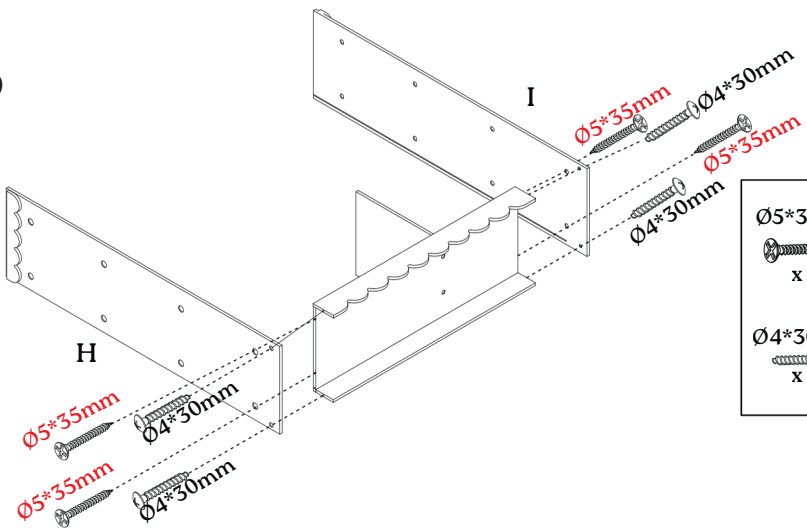




$\text{\O}6*30\text{mm}$  x 3
--

8

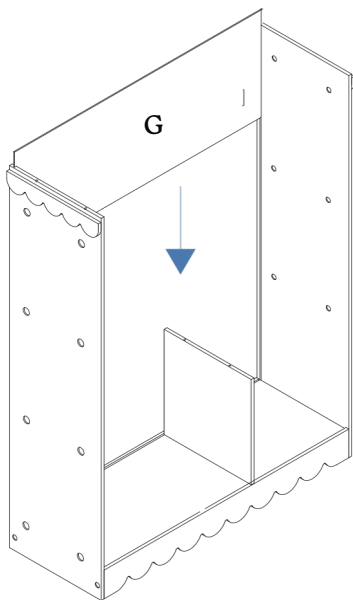


9

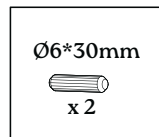
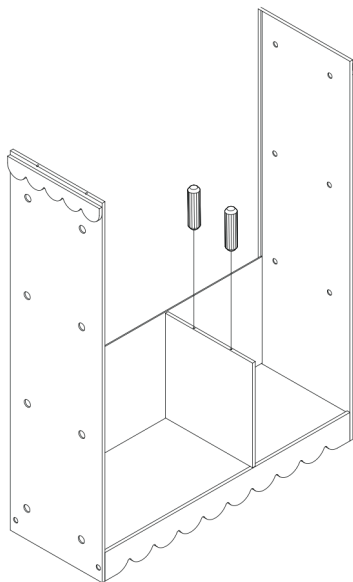


$\text{\O}5*35\text{mm}$  x 4
$\text{\O}4*30\text{mm}$  x 4

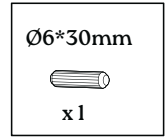
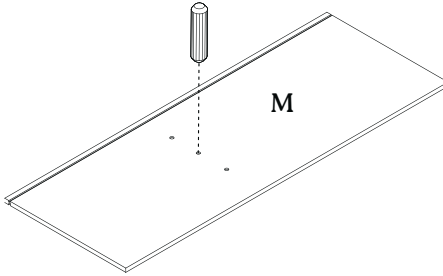
10



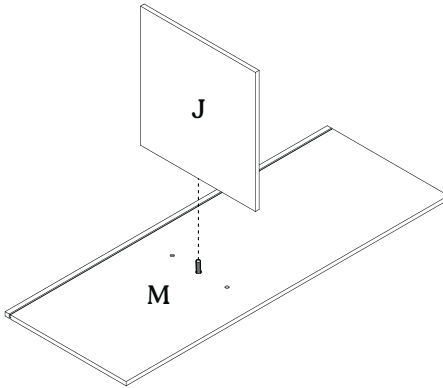
11



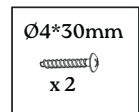
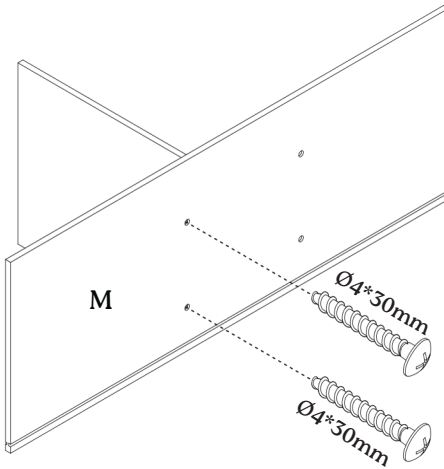
12



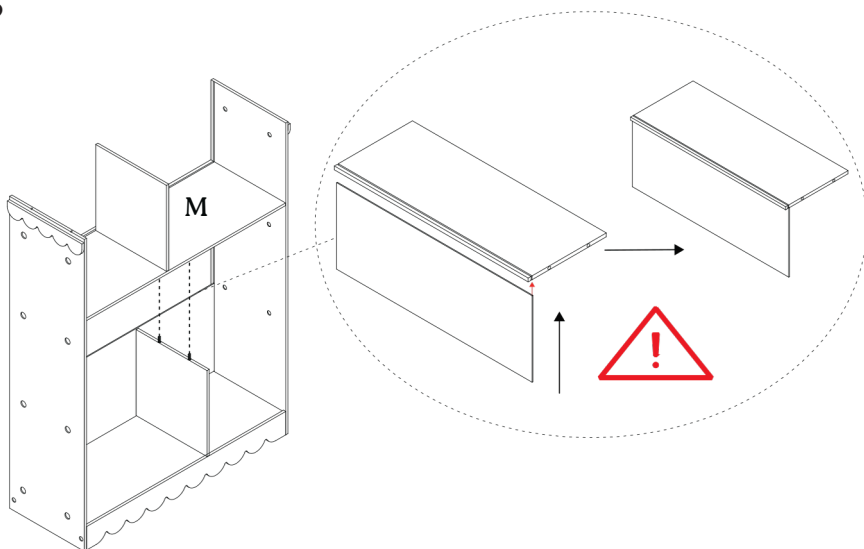
13



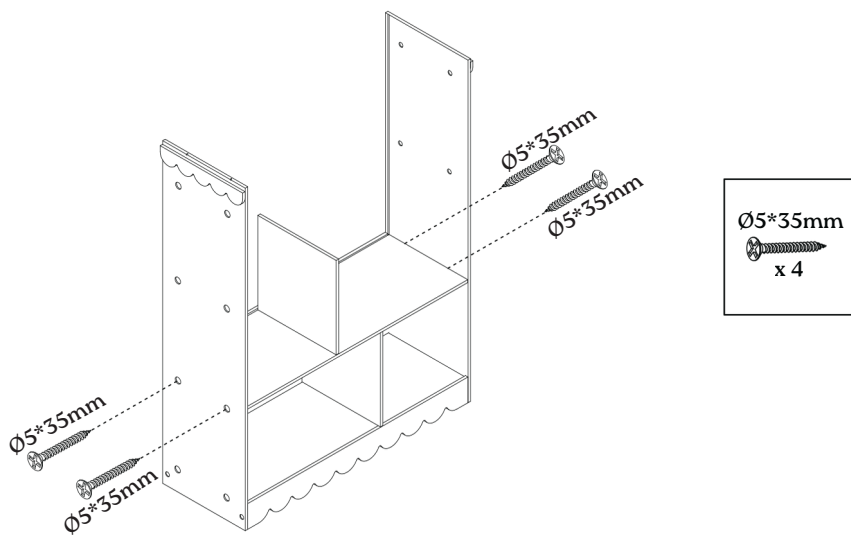
14



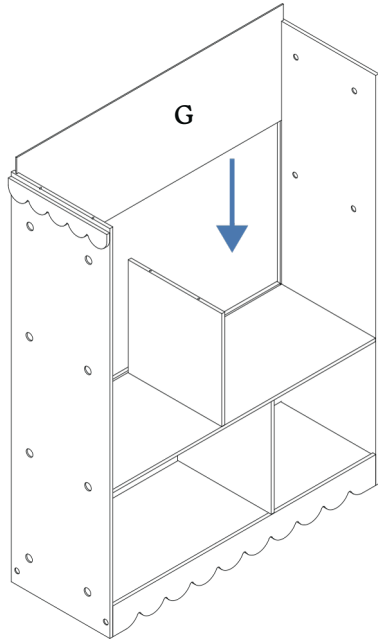
15



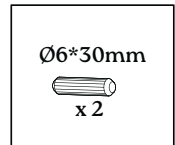
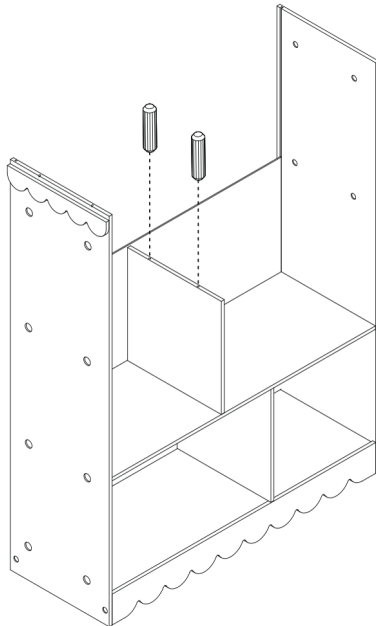
16



17

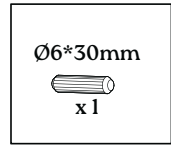
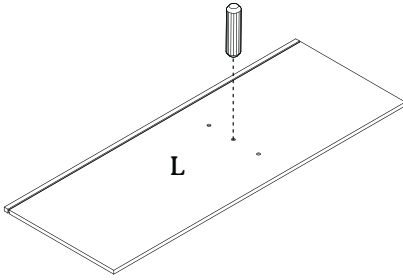


18

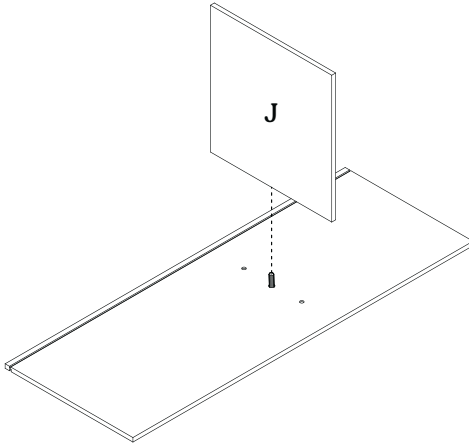


26

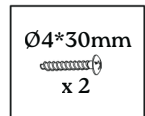
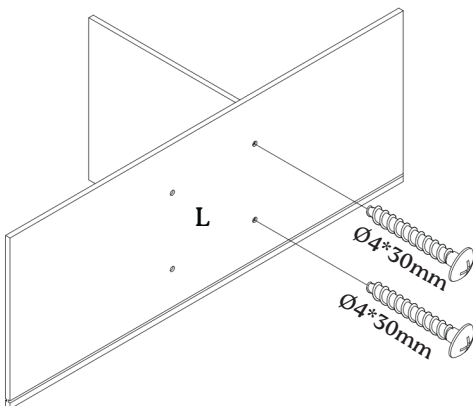
19



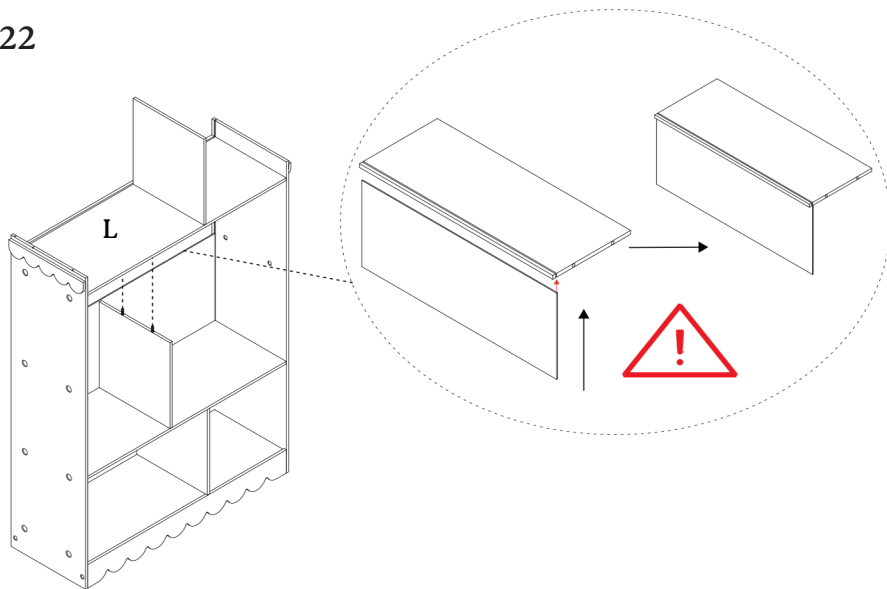
20



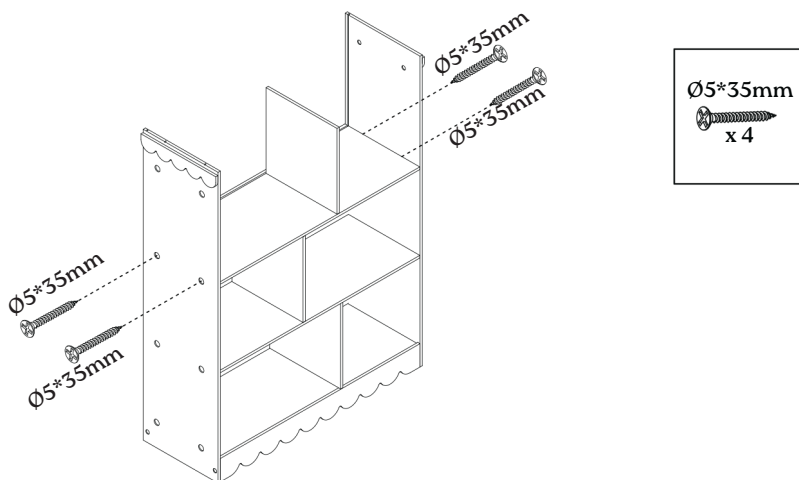
21



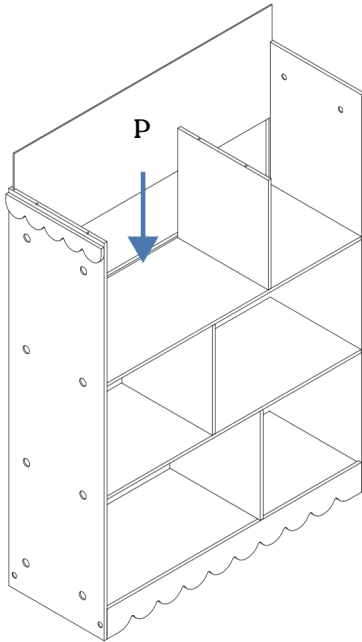
22



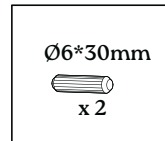
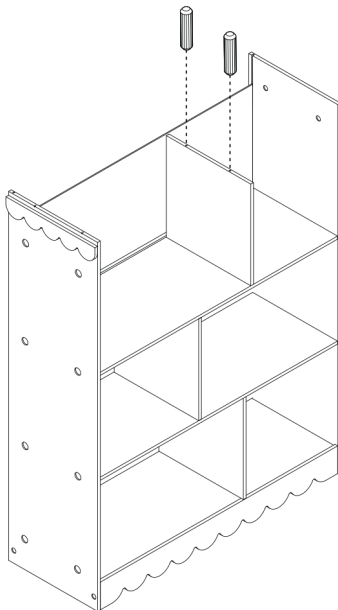
23



24

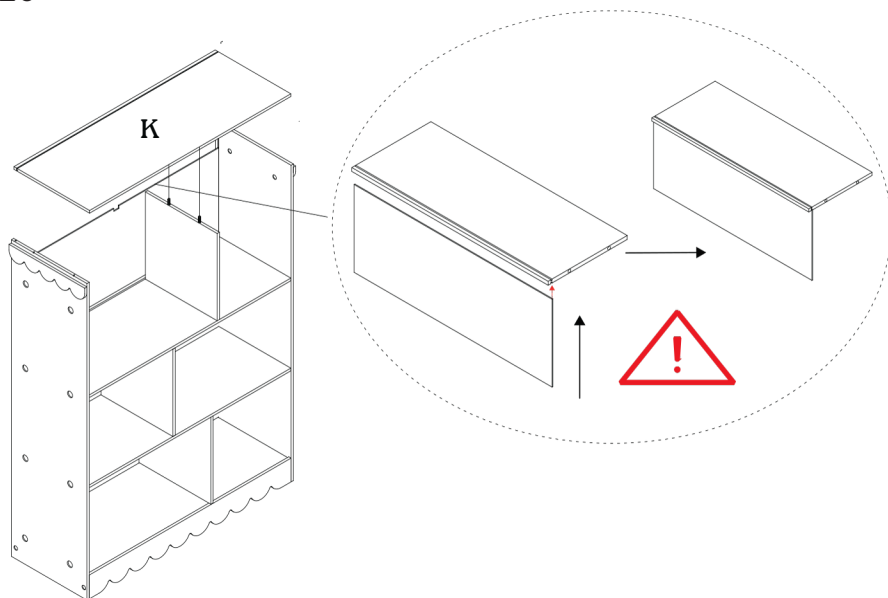


25

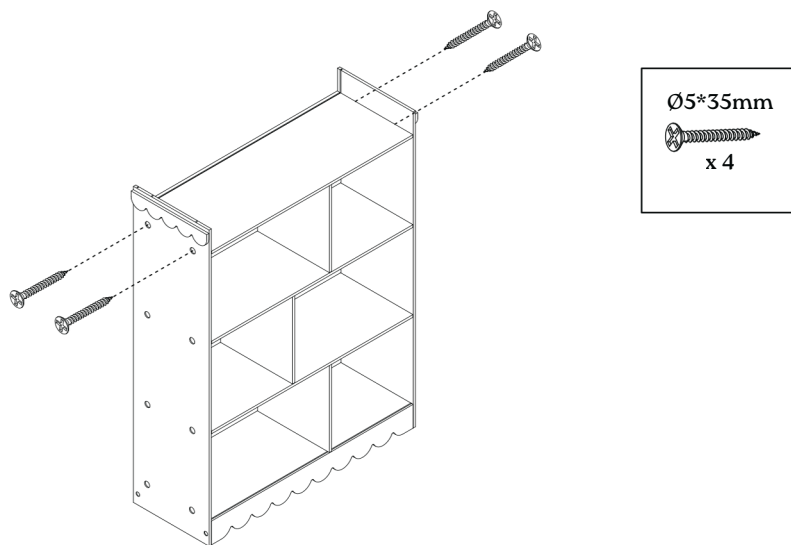


29

26

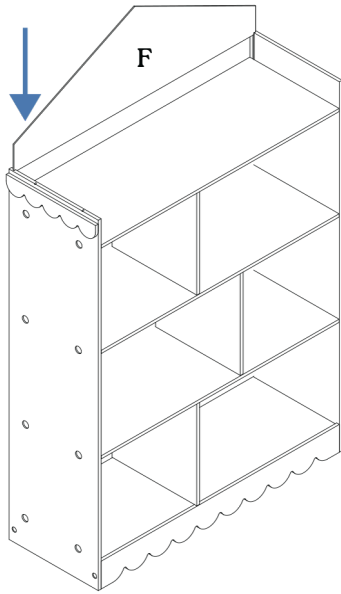


27

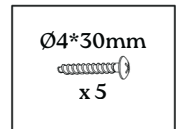
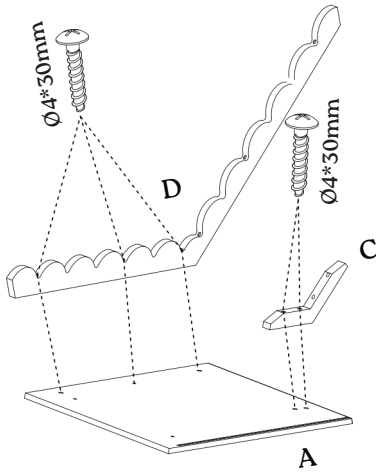


30

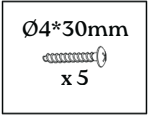
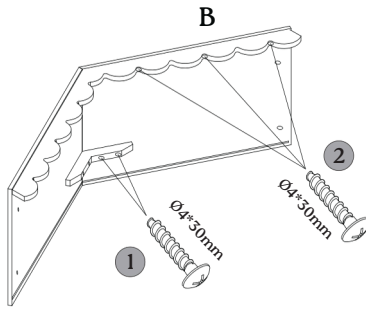
28



29



30



UK Place the product as shown in the picture

SE Placera produkten enligt bilden.

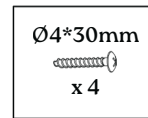
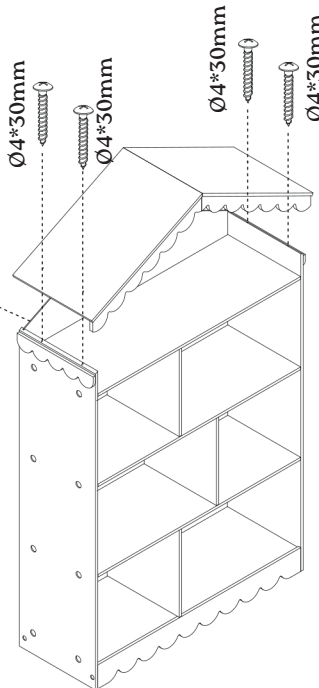
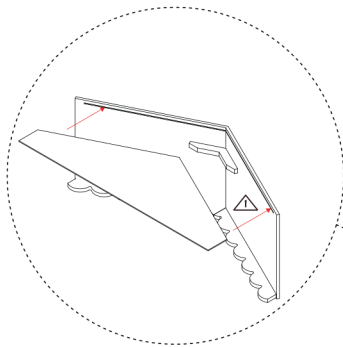
NO Plasser produktet slik som vist på bildet.

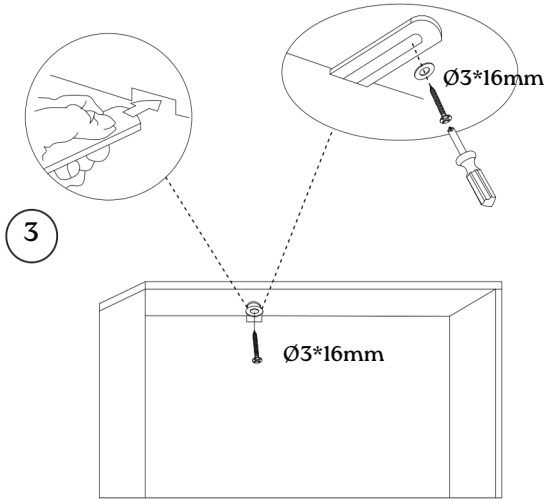
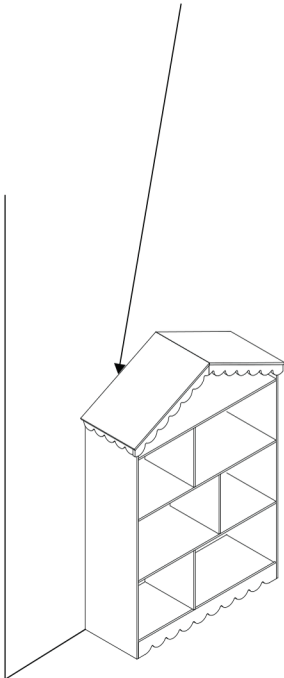
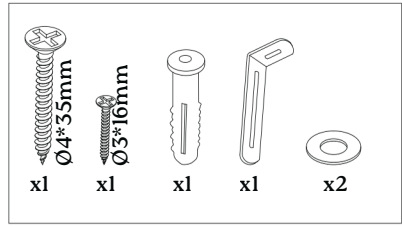
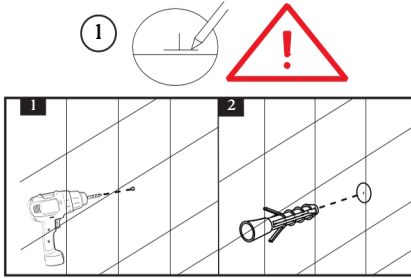
DK Placer produktet som vist på billedet.

FI Aseta tuote kuvan mukaisesti.

DE Platzieren Sie das Produkt wie in der Abbildung gezeigt.

31







# Alice & Fox



Produced by:  
**Jollyroom AB**  
Sörredsvägen III SE-418 78  
Göteborg SWEDEN  
Contact: +46313100000  
[www.jollyroom.com/contact](http://www.jollyroom.com/contact)



Producerad av:  
**Jollyroom AB**  
Sörredsvägen III SE-418 78  
Göteborg SWEDEN  
Kontakt: +46313100000  
[www.jollyroom.com/contact](http://www.jollyroom.com/contact)



Produsert av:  
**Jollyroom AB**  
Sörredsvägen III SE-418 78  
Göteborg SWEDEN  
Kontakt: +4733509350  
[www.jollyroom.com/contact](http://www.jollyroom.com/contact)



Produceret af:  
**Jollyroom AB**  
Sörredsvägen III SE-418 78  
Göteborg SWEDEN  
Kontakt: 88448888  
[www.jollyroom.com/contact](http://www.jollyroom.com/contact)



Tuottanut:  
**Jollyroom AB**  
Sörredsvägen III SE-418 78  
Göteborg SWEDEN  
Asiakaspalvelu: 0942415555  
[www.jollyroom.com/contact](http://www.jollyroom.com/contact)



Produziert von:  
**Jollyroom AB**  
Sörredsvägen III SE-418 78  
Göteborg SWEDEN  
Kundenservice:  
+4904029997999  
[www.jollyroom.com/contact](http://www.jollyroom.com/contact)